

**Facades available:**

Callington, Eastwood, Harrogate  
Kent, Lancaster, Sheffield  
Swansea, Wiltshire

**Overall home width 14.03m**

**Overall home length 23.63m**

Residence 217.8m<sup>2</sup> 23.4sq

Garage 36.3m<sup>2</sup> 3.9sq

Porch 6.8m<sup>2</sup> 0.7sq

Grand Alfresco 28.9m<sup>2</sup> 3.1sq

**Total 289.8m<sup>2</sup> 31.2sq**

Listed details based on Sheffield facade floorplan (illustrated)

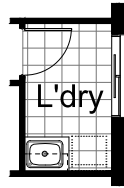
**FLOORPLAN OPTIONS**

We personalise our floorplans.

Talk to us about our huge range of ready-to-go design options or simply visit [www.burbank.com.au/south-australia](http://www.burbank.com.au/south-australia) for more details.

**OPTION LD1**

Provide Laundry upgrade with Laminated insert trough, 1no. 700mm base cupboard, 1no. 700mm overhead cupboard, Additional tiled splash back and bench top to suit.



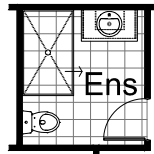
**OPTION G1**

Provide extension to Garage to create additional Storage area. Increases area by 4.58m<sup>2</sup>. Increases width by 850mm.



**OPTION ENS1**

Provide Ensuite upgrade with 1no. 900mm x 1500mm tiled shower base, 1no. 982mm wide vanity unit in lieu of standard to suit.



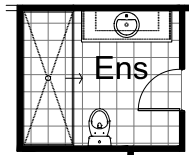
**OPTION G2**

Provide Workshop area to garage including 1no. AAWF1812 aluminium feature awning window. Increases width by 2400mm. Increases area by 13.51m<sup>2</sup>.



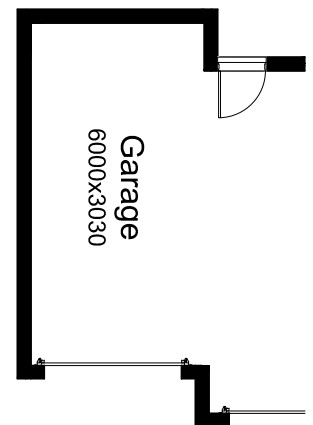
**OPTION ENS2**

Provide Ensuite upgrade by Deleting Linen cupboard 2no. 820mm flush panel hinged doors, 300mm deep shelves and extend Ensuite width by 600mm. Provide additional wall to wall tiled shower base in lieu of standard, 1no. 1582mm wide vanity basin in lieu of standard.



**OPTION G3**

Provide triple car Garage including additional roller door to front. Increases area by 20.51m<sup>2</sup>. Increases width by 3120mm.



**OPTION IP1**

Relocate Ensuite with WIR and provide additional hanging rail and shelf to WIR.

