

Facades available:	
Coastal, Delta, Kingston, Nouveau	
Salisbury, Traditional, York	
Overall home width	11.99m
Overall home length	23.39m

Residence	178.7m ²	19.2sq
Garage	38.7m ²	4.2sq
Porch	4.0m ²	0.4sq
Alfresco	12.6m ²	1.4sq
Total	234.1m²	25.2sq

FLOORPLAN OPTIONS

We personalise our floorplans. Talk to us about our huge range of ready-to-go design options.

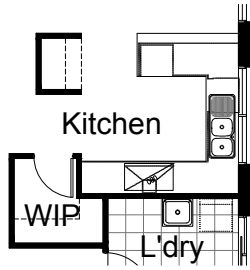
Listed details based on Traditional facade floorplan (illustrated)

*Copyright conditions. All photos and illustrations are representative only. Floor plans and specifications may be varied by Burbank without notice, the dimensions are diagrammatic only and a Building Contract with final drawings will display correct dimensions and detail. All designs are the property of Burbank and must not be used, reproduced, copied or varied, wholly or in part without written permission from an authorised Burbank representative. Copyright Burbank Australia (QLD) Pty Ltd. ABN 77 103 014 615. QBCC 1046544.

Call 13 BURBANK
Visit burbank.com.au

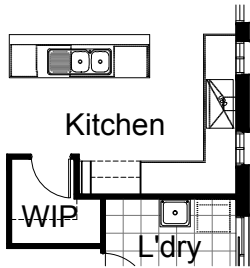
OPTION A

Provide Kitchen 'U' shape redesign by relocating Refrigerator space with additional laminated open shelf above and site built plaster lined stud walls. Provide 2no. 1050mm blind carcass with 600mm base cupboard doors, 1no. 900mm base cupboard, 1no. 450mm base cupboard and 1no. 150mm base cupboard . Relocate dishwasher provision, microwave provision with 1no. pot drawer below and 1no. 450mm drawers. Provide 1200x1810 aluminium sliding window in lieu of 1800x910 aluminium sliding window with additional bench top and tiled splash back to suit.



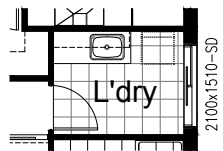
OPTION B

Provide Kitchen 'L' shape redesign by relocating Refrigerator space with additional laminated open shelf above. Provide laminated floor to ceiling wine rack, 1no. 350mm base cupboard, 3no. 800mm base cupboards and 1no. 1050mm blind carcass with 600mm door. Provide 2no. 1200x610 aluminium sliding windows in lieu of 1no. 1800x910 aluminium sliding window with additional bench top and tiled splask back to suit.



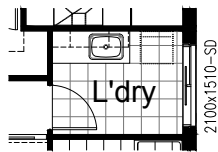
OPTION C

Provide prefabricated laminated laundry trough cabinet with insert trough including additional laminated overhead and base cupboards with additional bench top and tiled splash back to suit.



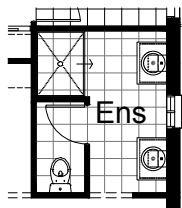
OPTION D

Provide prefabricated laminated laundry trough cabinet with insert trough including additional laminated overhead and base cupboards, laminated open shelf with 1no. hanging rail with additional bench top and tiled splash back to suit.



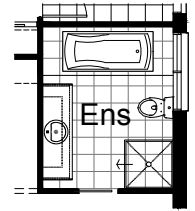
OPTION E

Provide Ensuite upgrade with additional site built plaster lined stud walls with 1no. 720mm flush panel hinged door to toilet. Provide 1200x900 tiled shower base in lieu of standard and provide 2no. 782mm vanity basins in lieu of 1no. 1482mm vanity basin and provide 1no. 1800x610 aluminium sliding window in lieu of 2100x910 aluminium sliding window. Delete 1no. 720mm flush panel hinged door to Ensuite and provide 800mm opening with bulkhead over.



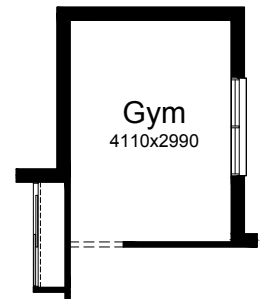
OPTION F

Provide Ensuite upgrade with additional bath tub and tiled hob, 1782mm vanity basin in lieu of standard 1482 wide vanity basin. Relocate toilet and shower and provide 900x900mm tiled shower base in lieu of standard 1000x900mm tiled shower base to suit. Provide cavity sliding door in lieu of swing door. Provide 900x1510 sliding aluminium window I.L.O standard.



OPTION G

Provide Gym Option in lieu of Bed 4. Relocate window and remove site built plaster lined robe with 1no. shelf and hanging rail and 2400(h) sliding doors. Remove 820mm hinged door and provide plaster bulkhead over opening.



OPTION H

Provide Alfresco 2 under dwelling roof line including additional concrete strip footing with 1no. 470mm x 470mm brick pier in lieu of standard 90mm x 90mm timber post. Relocate window opening and provide 2100x1810 aluminium sliding door in lieu of standard 2100x1810 aluminium sliding window. Increases area by 11.16m².

