

CUMBERLAND

sheffield façade



lancaster façade



kent façade



wiltshire façade



harrogate façade



callington façade



swansea façade



CUMBERLAND 230

4 2 0 2

do your own thing, together



FLOORPLAN OPTIONS

Want to put a personal touch on your home? Speak to your New Home Consultant about the exciting range of ready-to-go design options for this floorplan.

Popular design options include:

- | | |
|----------------------------|--------------------------------|
| • Kitchen option | • Laundry upgrades |
| • Ensuite upgrades | • Alfresco option |
| • Storage to garage option | • Gas fireplace to family room |

| | | | | |
|---------------|--------|--------------|------------------|----------------|
| min lot width | 14.0m | residence | 188.18sqm | 20.26sq |
| min lot depth | 30.0m | porch | 6.09sqm | 0.66sq |
| home width | 12.59m | garage | 36.25sqm | 3.90sq |
| home length | 20.75m | total | 230.52sqm | 24.81sq |

Listed details based on Sheffield façade floorplan (illustrated)

Call 13 BURBANK Visit burbank.com.au

Burbank 
#noplacelikehome

*Copyright conditions. All photos and illustrations are representative only. Floor plans and specifications may be varied by Burbank without notice, the dimensions are diagrammatic only and a Building Contract with final drawings will display correct dimensions and detail. All designs are the property of Burbank and must not be used, reproduced, copied or varied, wholly or in part without written permission from an authorised Burbank representative. Copyright Burbank Australia (SA) Pty Ltd. ABN 96 165 533 406. BLD 266709.

FLOORPLAN OPTIONS

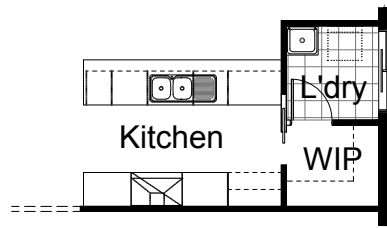
CUMBERLAND 230

4 2 0 2

OPTION K1

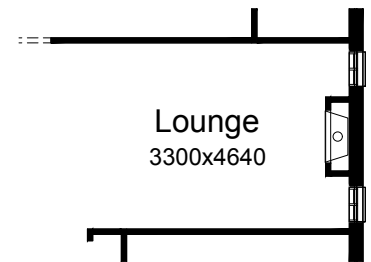
Provide Kitchen upgrade with 1no. laminated cabinet above refrigerator space, 3no. 800mm base cupboards, 1no 900mm base cupboard, 2no. 600mm overhead cupboards, 900mm upright oven with canopy range hood above, 1no. laminated DW provision, 1no. laminated MW provision with pot drawer below, 1no. 450mm drawers, 1no. 620mm cavity sliding door to WIP in lieu of standard 620mm flush panel hinged door, additional bench top and tiled splash back to suit and relocate Laundry flush panel hinged door to suit.

Note: Not available with Option IP2 & IP3



OPTION IP1

Provide Jetmaster SL-350 gas fireplace, 400mm off floor level in a 1400mm x 420mm boxed out plaster wall with a 4 sided black fascia to Lounge room side wall with additional 2no. 1800mm x 610mm aluminium sliding windows in lieu of standard 1no. 1800mm x 1810mm window.



OPTION LD1

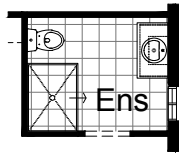
Provide Laundry upgrade with laminated insert trough, 1no. 800mm base cupboard, 1no. 800mm overhead cupboard and amended tiled splash back and bench top to suit.

Note: Not available with Option IP2 & IP3



OPTION ENS1

Provide Ensuite upgrade with 900mm x 1220mm tiled shower base in lieu of standard 900mm x 900mm tiled shower base and 1no. 1800mm x 610mm aluminium sliding window in lieu of standard 1027mm x 610mm aluminium sliding window and relocate vanity and WC to suit. Provide bulkhead opening to Bed 1 in lieu of hinged door to WIR.



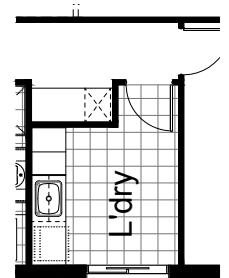
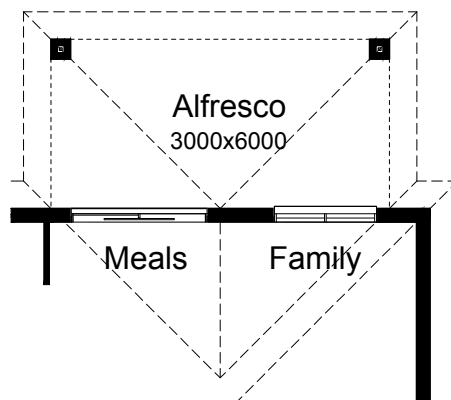
OPTION IP2

Provide Laundry & Study Nook in lieu of Kid's Activity including relocate Laundry from Kitchen Location. Provide 820mm hinged door in lieu of 720mm and remove 1No. 1800mm x 1800mm aluminium sliding window. Provide in built Study desk with 32mm laminate benchtop and 450mm floating drawer unit. Provide 1No. 400mm Broom cupboard, 1No. 400mm Linen cupboard, 1No. 800mm base cupboard, 1No 800mm overhead cupboard and extended 32mm laminate benchtop to Laundry including additional tiled splashback to suit

Note: Needs to be selected with Option IP3

OPTION EP1

Provide Alfresco to rear of dwelling including additional 2no brick piers & earth floor to rear Meals & Family. Increase area by 18.00m².



Call 13 BURBANK Visit burbank.com.au

Burbank 
#noplacelikehome

*Copyright conditions. All photos and illustrations are representative only. Floor plans and specifications may be varied by Burbank without notice, the dimensions are diagrammatic only and a Building Contract with final drawings will display correct dimensions and detail. All designs are the property of Burbank and must not be used, reproduced, copied or varied, wholly or in part without written permission from an authorised Burbank representative. Copyright Burbank Australia (SA) Pty Ltd. ABN 96 165 533 406. BLD 266709.

FLOORPLAN OPTIONS

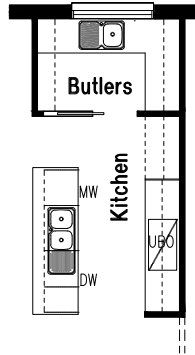
CUMBERLAND 230



OPTION IP3

Provide Kitchen upgrade by relocating Laundry using Option IP2 and provide Butlers Pantry. Provide 820mm cavity sliding door and 1200mm x 1450mm aluminium fixed window with plaster reveal. Provide 3No. 700mm base cabinets, 1No. 800mm base cabinet, 1No. 300mm base cabinet, 1No. 450mm base cabinet, 1No. 800mm blind corner base cabinet with 300mm door, 2No. 700mm overhead cabinets, 2No. 350mm overhead cabinets, 1No. 800mm overhead cabinet, 1No. 900mm overhead cabinet 900mm retractable rangehood, 900mm hotplate and underbench oven, 900mm open shelf above fridge space, single bowl sink to Butlers and 300mm deep 16mm laminated shelving units including additional tiled splashback and 32mm laminated benchtop to suit.

Note: Needs to be selected with Option IP2 & Kitchen island bench cabinetry remains unchanged



OPTION G1

Provide extension to Garage to create additional Storage area. Increases area by 4.58m². Increases width by 850mm.



OPTION G2

Provide extension to Garage to create Workshop area including additional window to suit. Increases width by 2400mm. Increase area by 13.51m².



Call 13 BURBANK Visit burbank.com.au

Burbank 
#noplacelikehome

*Copyright conditions. All photos and illustrations are representative only. Floor plans and specifications may be varied by Burbank without notice, the dimensions are diagrammatic only and a Building Contract with final drawings will display correct dimensions and detail. All designs are the property of Burbank and must not be used, reproduced, copied or varied, wholly or in part without written permission from an authorised Burbank representative. Copyright Burbank Australia (SA) Pty Ltd. ABN 96 165 533 406. BLD 266709.