

FLOORPLAN OPTIONS

We personalise our floorplans. Talk to us about our huge range of ready-to-go design options.

Facades available:

Lachlan, Barrington, Flinders	
Cooper, Nepean	
Overall home width	12.59m
Overall home length	23.57m

Residence 1	164.3m ²	17.7sq
Residence 2	60.3m ²	6.5sq
Garage	36m ²	3.9sq
Porch	5.6m ²	0.6sq
Alfresco	13.1m ²	1.4sq
Total	279.3m²	30.1sq

Listed details based on Lachlan facade floorplan (illustrated)

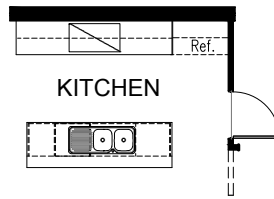
*Copyright conditions. All photos and illustrations are representative only. Floor plans and specifications may be varied by Burbank without notice, the dimensions are diagrammatic only and a Building Contract with final drawings will display correct dimensions and detail. All designs are the property of Burbank and must not be used, reproduced, copied or varied, wholly or in part without written permission from an authorised Burbank representative. Copyright Burbank Australia (NSW) Pty Ltd. ABN 88 610 822 770. NSW BL 295627C ACT BL 2016566.

Call 13 BURBANK
Visit burbank.com.au

OPTION K1

Provide Kitchen upgrade with 1no. laminated open shelf above refrigerator space.

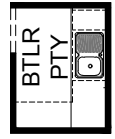
Note - To be used for Primary Residence Only



OPTION IP1

Provide Butler Pantry upgrade with 1no. 450mm base cupboard, 1no. 800mm base cupboard, 1no. 400mm base cupboard, 1800mm high open adjustable shelves, 1no. single bowl sink with drainer and tiled splash back and bench top to suit.

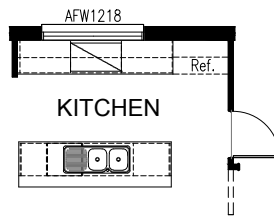
Note - To be used for Primary Residence Only



OPTION K2

Provide Kitchen option upgrade with, Provide 1no. laminated open shelf above refrigerator space, 3no. 900mm base cupboards, 1no. 900mm under bench oven with 1no. 900mm Integrated range hood, 2no 900mm overhead cupboards 1no. 450mm drawers, 1no. DW provision, 1no. MW Provision with pot draw 1no. 514mm x 1810mm NBR aluminium fixed window, additional tiles splash back and bench top to Kitchen. 1no. single bowl sink with drainer and tiled splash back and bench top to suit.

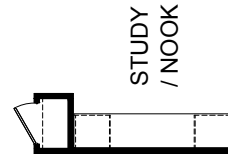
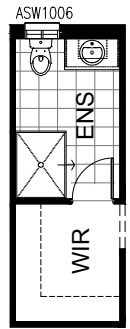
Note - To be used for Primary Residence Only



OPTION ENS1

Provide Ensuite upgrade by reducing WIR width by 300mm and increasing Ensuite by 300mm, 1200mm x 900mm tiled shower base.

Note - To be used for Primary Residence Only



OPTION IP2

Provide Study upgrade to include 32mm laminate shelf with 2no.600mm wide drawers Reduce width of Study / Nook by moving storage over by 200mm

Note - To be used for Primary Residence Only

OPTION K3

Provide Kitchen upgrade with 1no. laminated open shelf above refrigerator space.

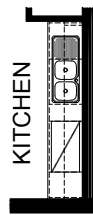
Note - To be used for Secondary Residence Only



OPTION K4

Provide Kitchen option upgrade with, 1no. DW provision, 1no. 800mm base cupboard, 1no. 300mm base cupboard, 1no. 900mm under bench oven with 1no. 900mm Integrated range hood, 1no. 450mm drawers, 1no 600mm open shelf, 1no 800mm overhead cupboard, 1no 300mm overhead cupboard, 1no 450mm overhead cupboard, additional tiles splash back and bench top to Kitchen. 1no. double bowl sink with drainer and tiled splash back and bench top to suit.

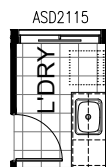
Note - To be used for Secondary Residence Only



OPTION LD1

Provide Laundry upgrade with laminated insert trough, 1no. 800mm base cupboard, 1no. 450mm base cupboard, 1no. 800mm overhead cupboard, 1no. 450mm overhead cupboard and additional tiled splash back and bench top to suit.

Note - To be used for Primary Residence Only



OPTION G1

Provide extension to Garage to create additional Storage area.
Increases area by 4.58m².
Increases width by 850mm.



OPTION G2

Provide extension to Garage to create Workshop area including additional window to suit.
Increases width by 2400mm.
Increases area by 13.51m².



OPTION G3

Provide triple car Garage including additional Garage door as per colour selection. 1no. 12100mm x 1450mm aluminium sliding window in lieu of standard to bed 2.
Increases area by 23.61m².
Increases width by 3600mm.

